









 <p>English</p>	<p><i>Instructions: Watch the videos and complete the tasks on</i> <a href="https://classroom.thenational.academy/subjects-by-year/year-5/subjects/english/">https://classroom.thenational.academy/subjects-by-year/year-5/subjects/english/</a> : </p> <p><b>Task:</b> 1. Lesson 4: Set of Instructions: Write a set of instructions <a href="https://classroom.thenational.academy/lessons/set-of-instructions-write-a-set-of-instructions">https://classroom.thenational.academy/lessons/set-of-instructions-write-a-set-of-instructions</a></p> <p>2. Show your instructions to 2 different people. Ask for their feedback and views.</p>
 <p>Reading</p>	<p><b>Task:</b> Complete the <i>comprehension task</i> on  <b>Reading</b></p> <p>Change your Accelerated Reader book and ensure you have <b>taken a recent test</b>. Continue reading your Accelerated Reader. The school is open for the library between 9 and 12 each day if you need to change your book.</p>
 <p>Spelling, Punctuation &amp; Grammar</p>	<p><b>Task:</b> 1. Complete the <i>How to use an ellipse</i> <a href="https://www.bbc.co.uk/bitesize/topics/zvwwwxnb/articles/zpgjy4j">https://www.bbc.co.uk/bitesize/topics/zvwwwxnb/articles/zpgjy4j</a></p> <p>2. Complete the <i>How to use bullet points</i> tasks on <a href="https://www.bbc.co.uk/bitesize/topics/zvwwwxnb/articles/z2yydxs">https://www.bbc.co.uk/bitesize/topics/zvwwwxnb/articles/z2yydxs</a> </p>
 <p>Maths</p>	<p><b>TASK:</b> White Rose Maths website <a href="https://whiterosemaths.com/homelearning/">https://whiterosemaths.com/homelearning/</a> . All resources will be emailed. If you need hard copies please contact the office and arrange a time to collect. Thank you.</p> <p>Click on: Year 5</p> <p>1. Summer Week 10. Lessons 1-4 and self-mark</p> <p>Don't forget to go on Times Table Rockstars  every week and also Mathletics  to practise what you already know and complete tasks.</p>
 <p>Foundation Subjects</p>	<p><i>Science:</i></p> <p><b>TASK:</b> Choose a <i>Science for One</i> activity to do from the Primary Science Teaching Trust web site. Scroll down to choose a material that you would like to use and that you have at home: egg box, playdough, foil, straw, box. Download the PDF. Scroll down to Age 9-11 to see an age-appropriate activity. Please let me know what you do in the science blog. Upload some photos if you can. <a href="https://pstt.org.uk/resources/curriculum-materials/Science-for-One">https://pstt.org.uk/resources/curriculum-materials/Science-for-One</a></p> <p>Copies of the PDFs have been e-mailed to the office. If you need hard copies, you can contact the office.</p>
 <p>Messages</p>	<p>The school is open for resources and the library between 9 and 12 each day. Please send any emails to the <a href="mailto:office@hollickwood.barnet.sch.uk">office@hollickwood.barnet.sch.uk</a> account</p> <p>There is a class Purple Mash blogs for communication regarding home learning. Please look on the Hollickwood website and newsletter for other suggested website to access.</p>